



The Purbeck School
A Specialist Science College

Respect, Aspiration, Perseverance
“achieving excellence together”

Year 9
Enrichment Projects
Booklet
2023-2024

Enrichment Projects

Although year 8 have a comprehensive home learning programme in place this booklet has been put together to provide opportunities for students to voluntarily take part in subject specific enrichment projects.

The projects will run each half term to provide an optional task that students can get involved in if they are interested in that subject. We would recommend that if a student would like to study a subject at GCSE level or above that they engage with those projects to help enhance their learning experience.

Students who take part in an enrichment project will be awarded certificates to celebrate what they have achieved and the effort they have put in.

All students will have the opportunity to take part but it is entirely optional.

Schedule of Enrichment Projects

Autumn 1 = Geography, Design (one project of Food/Product/Textiles to be on offer each term; choose which one is relevant).

Autumn 2 =English, Art and Expressive subject (one project of Music/Drama depending on your rotation)

Spring 1 =RE, Design (one project of Food/Product/Computing to be on offer each term; choose which one is relevant).

Spring 2 =Science, Computing.

Summer 1 =History, Art and Expressive subject, Expressive subject (one project of Music/Drama depending on your rotation)

Summer 2 =Language (one project from French/Spanish), Design (one project of Food/Product/Computing to be on offer each term; choose which one is relevant).

Further details of the projects will be provided by classroom teachers, however we have included the project outlines for you in the following pages. Please be aware the projects on offer may change to suit the students learning at the point at which they are set.

Art/Photography

Redefining the "selfie"



Photographers such as Lee Friedlander and Vivian Maier took self-portraits throughout their careers as Photographers, documenting themselves using unique viewpoints and compositions. These self-portraits showed a mixture of emotions and creativity. No Snapchat or Instagram filters were needed, just a good eye and some creative thought.

Create your own series of self-portraits (minimum of 3) using the Photographers Lee Friedlander and Vivian Maier as influences.

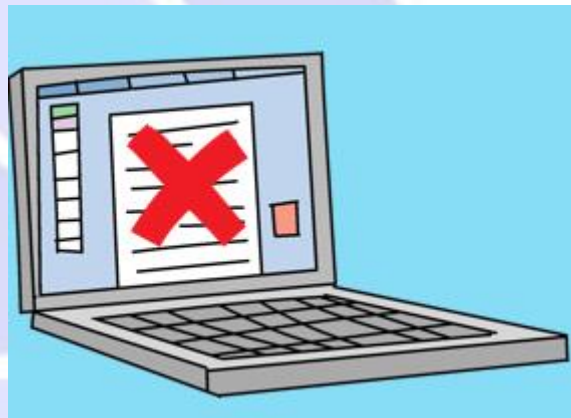
Computing



Python Password Generator

Develop and stretch your programming skills by creating a 'Password Generator', which will create passwords that no one will be able to guess!

Complete the Python project 'Password Generator' online and share it with your Computing teacher when it is finished.



Firstly you will need to log on to Code Club

Click here <https://codeclubprojects.org/en-GB/>



Select Python-→ then Additional Projects, select project 1 'Password Generator'.

Follow the online instructions and remember to save the project as you go along.

Please show the completed project to your teacher.

Drama

Rotation 1

Either design the costumes or set for your own production of Blood Brothers.

Rotation 2

Research and create a fact file on John Godber.

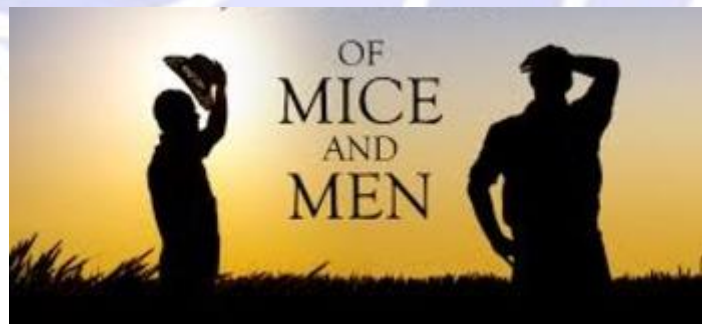
Or

Find a monologue of your own choice written by either John Godber or Jim Cartwright. Rehearse and arrange a time to perform this to either Mrs Shannessy or your class.

English

Of Mice and Men

- Create a large map of the ranch, labelling the places with key events from the text.
- Write a monologue from the perspective of one of the characters. In your monologue you should explain your thoughts and feelings.
- Create a book of character profiles for the key characters in Of Mice and Men.
- Make a short film. You could choose one of the chapters in the book to act out and film with your friends.



Food Technology

Year 9 module 1: 'British and International cuisine'

Pick a country and create a recipe book with your top 6 meal ideas from this country.

Tell me why you picked these dishes.

Tell me about the country too; where in the world is it? what it like? Are there any culinary traditions that country is famous for?

Year 9 module 2: 'Nutrition and Healthy eating'

There is a lot of information in the news about healthy eating and nutrition.

Research some current stories/articles on the subject.

Write a guide for families with young children, to give them support, ideas and recipes they can use to encourage healthy eating from a young age.




French



The Purbeck School
French Enrichment Task: Year 9



1. Download the duolingo app  . It is completely free!
2. Go to the *Français* section on www.languagesonline.org.uk - Find a topic that relates to what we have done or a new one and you can practise and learn new things.
3. Challenge yourself reading in French: You can read more challenging texts on <http://deliredelire.org/les-textes>
4. Watch songs on YouTube:
Watch the "Alphabet Song" on YouTube:
<http://www.youtube.com/watch?v=IWNWobUPAtM>
Watch the "Birthday Song" on YouTube:
http://www.youtube.com/watch?v=jcwcGwaS_2w
Watch the "Avoir Song" on YouTube:
<http://www.youtube.com/watch?v=hQNqtaCbjDk>
Watch the "Aller Song" on YouTube:
<http://www.youtube.com/watch?v=y47eSILSxa0>
5. Watch French songs on YouTube: Listen to French music from *Stromae* or *Kyo*. Find out more about the artists. What is your favourite song?
6. Research Francophone countries: Find out information about other French speaking countries (population, languages spoken, speciality dishes...)
7. Cook French dishes: Find out on the internet how to cook Quiche or Crepes and try it out!

Geography

Year 9 Enrichment Project: Our fragile and changing planet



Important Information

Your task is to find information out on 3 places in the world that are being affected by climate change and development of our planet.

You will be taught about

1. Antarctica and the Arctic
2. The Pearl River Delta
3. General overview of Biomes around the world and how they are changing.

You need to go away and create research in the form of a Poster (A3) that explains 3 places around the world that are changing because of climate change. The places could be changing for the better... or for worse.

Some ideas for you could be:

Drying out of the Deserts (Africa – Lake Chad)

Melting of the Glaciers in South America

Drought in Australia or Central USA (Dust bowl)

The disappearance of the Maldives

You do not need to write down loads of information. It should all fit on one A3 page. It can include pictures, graphs, quotes and explanation and should be presented to a high standard.

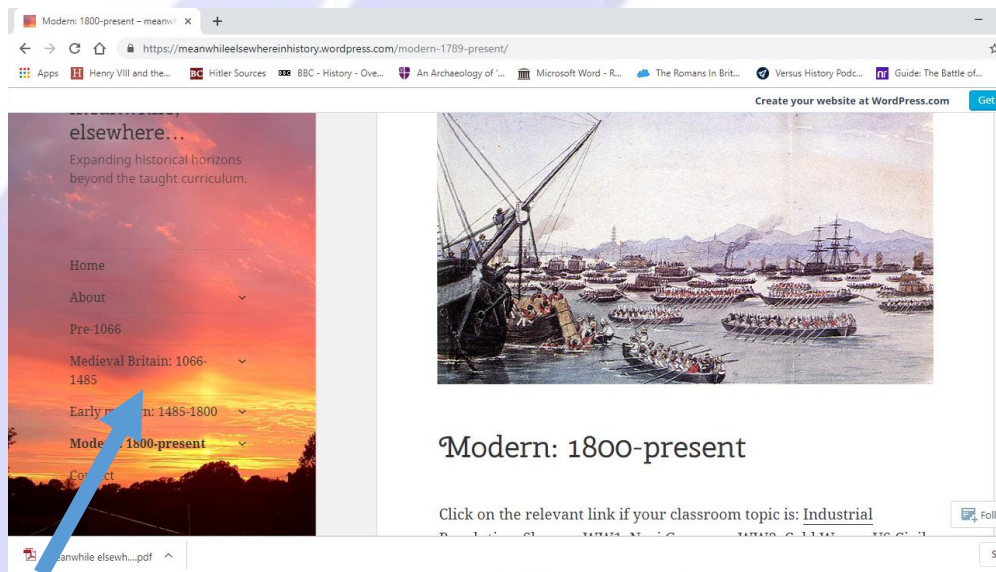
History

Meanwhile....Elsewhere.... Projects

The history you learn in the classroom is only a small glimpse of the past. These projects are designed to expand your historical horizon and investigate what else was happening in History during the time periods you are studying at school.

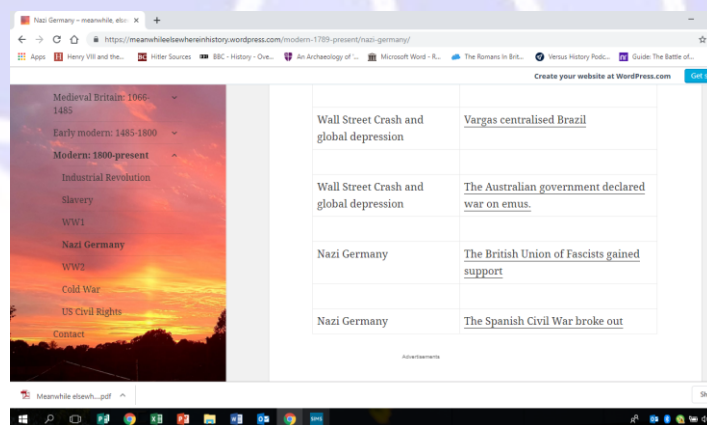
Use the website: <https://meanwhileelsewhereinhistory.wordpress.com/>

On the left tab click: Modern: 1800-present



Here, you will have a choice of topics to investigate that correlate to what you may be studying in class.

On the left is what you may have studied in class, on the right is the topic you can investigate. Click on the right hand side and it will download the worksheet which you can then print off and complete.



meanwhile, elsewhere...

the Australian government declared war on emus.



KEY INFORMATION: The Great Emu War took place in Western Australia in _____. Soldiers returning from the _____ had been given land to farm by the Australian government and they led the fight against the emus. In the end, the emus won/lost [delete as appropriate] the Great Emu War.

The Emu War mainly took place in the Campion district.



Mark Campion on the map and mark Canberra on the map to show how near/far they are to each other.

Find out what emus are. Describe their main characteristics:



"Those who didn't live with the emu couldn't understand the damage they did"

Australia's Minister for Defence, George Pearce

What did the emus do to cause problems for the farmers?

Why would this have been a problem for the farmers?

show how near/far they are to each other.

The first attempt to defeat the emus took place between 2-4th November. Why was this unsuccessful?

What tactic did the soldiers try next?

How successful was this tactic?

Why were the group of soldiers told to end the mission on 8th November?

1. _____
2. _____

Why would this have been a problem for the farmers?

Watch the last video clip in the list below. Based on what you have found out from your research, is there anything which the video does not mention about the War which you think it should include?

Useful websites, videos and podcasts

- <https://www.youtube.com/watch?v=5lbO2BnV3Ak>
- <https://www.nationalgeographic.com.au/history/the-great-australian-emu-war.aspx>
- <https://www.youtube.com/watch?v=Y1wA0PKeJqc>

This 'meanwhile, elsewhere' was designed by:

Chloe Bateman

Use the websites to help you with your investigation

All the boxes need to be fully completed.

Music

Music Home Learning Projects

Rotation 1

Find three versions of the same song and compare them. List similarities and differences, and explain what you like or dislike about each one. Prepare your own version that contrasts with the three you have listened to, ready to perform for a lunchtime Music Viva performance!

Rotation 2

Musicians have composed music to paintings. Arnold Bocklin painted 'The Isle of the Dead' to which Russian composer Sergei Rachmaninov composed a 20 minute symphonic poem under the same title. Katsushika Hokusai painted 'The Great Wave of Kanagawa' to which French composer Claude Debussy composed a 20 minute symphonic poem under the name 'La Mer'. Listening to either Debussy's 'La Mer', Rachmaninov's 'The Isle of the Dead' or a different piece of music based on a work of art of your own choice, write a 500 word essay describing how the sound of the music is connected with the formal elements and narrative of the artwork. Include:

- The art work's use of line and the music's use of melody
- The artwork's use of texture and the music's use of texture
- The artwork's use of colour and tone and the music's use of harmony, tonality and instrumentation





Philosophy Religion and Ethics Year 9 Enrichment

WHY?

Philosophy and Ethics



Philosophy means 'the love of knowledge' Aristotle said 'The more you know, the more you know you don't know'. Philosophy is about asking some of life's big, unanswerable questions for instance, 'why are we here?' and 'what caused the universe to exist?' 'What is the meaning of life?' **Ethics** is very much concerned with the world here and now. It encourages



debate on big issues, for example "Can war ever be justified?" .Ethicist John Stuart Mills said a moral action is where 'we must seek the greatest happiness for the greatest number of people.'

Your task is to research a Philosophical or Ethical (moral) issue and either write a debate, speech, article, produce a video, poem, or story around the philosophical or ethical issue you have chosen. In your final piece you should


- Explain** what your philosophical moral issue that you have chosen is.
- Evaluate** why it is considered to be a philosophical or moral issue.
- Discuss** at least two different religious, ethical, philosophical, humanist, scientific or empirical perspectives towards that philosophical or moral issue.
- Your work must include at least three paragraphs.
- It could be presented as a **booklet, PowerPoint, poster, movie maker** whatever you choose must have a **piece of extended writing**. Be creative, it is up to you!

Useful web links to start you off

<http://www.bbc.co.uk/schools/gcsebitesize/rs/sanctity/>
<http://www.bbc.co.uk/learningzone/clips/>
http://www.bbc.co.uk/schools/websites/11_16/site/re.shtml
<https://www.truetube.co.uk/>
<http://www.bbc.co.uk/ethics/guid>

Possible topic areas you could research

Existence of God arguments religion verses science life after death poverty environment or animal issues
war crime and punishment medical ethics



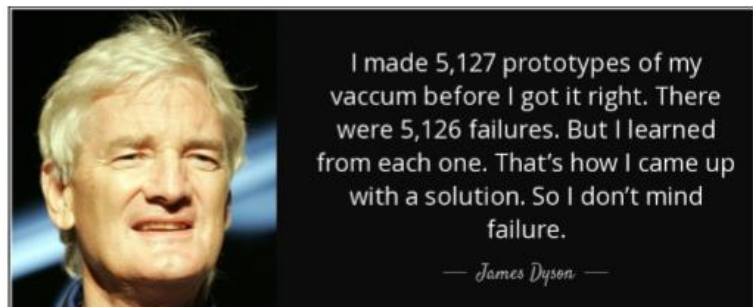
Product Design

Product Design - Module 1

Create a fact sheet about products that are designed by Dyson and Alessi.

Your sheet should include pictures of the different products that you can buy and writing in your own words to explain what they are. You need to research and

Discuss the designer Phillippe Starck. As part of the factsheet you also need to explain about the designer James Dyson.



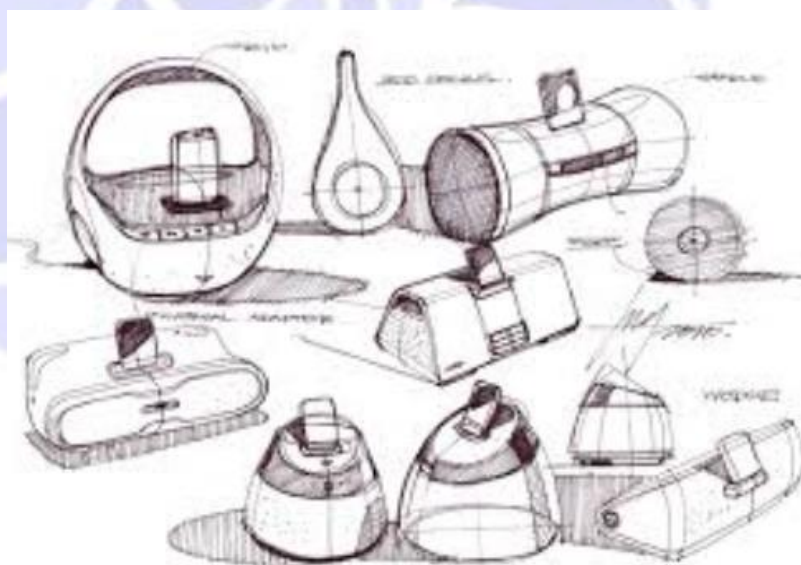

Product Design - Module 2

You can choose from these two challenges or do both!

- 1) Create a prototype model of an electrical product in your home. The model can be made from card or clay. It must show the features of the product and be easily recognisable.

Think about the scale of your model and make sure it can withstand being transported safely from home to school.

- 2) Research passive speakers. Find out what materials are used to make them, how they work and who they appeal to. Create a model of your own passive speaker.



Science

Biology

Students are to create a living model of a human skeleton and / or human organ system. This can be brought into school or a photograph taken and the skeleton / organs labelled on the photograph. Extension of this is to include and name the types of joint in the skeleton and / or the organ systems to which each organ is part of.

Chemistry

Research 'nanotechnology' and find out some of the new and exciting materials that are being produced!

Design a poster (by hand or electronically) to show uses and applications of nanotechnology, including possible products of the future.

Physics

Research how the different types of telescopes we use observe and make measurements of the cosmos. Consideration should be given to the physics behind each type of telescope and the advantages and disadvantages of each type.

Spanish

- ▶ If you were to be told that you are emigrating to Spain, what things do you think you would miss about England?
- ▶ What might make someone want to go and work and live in Spain?
- ▶ Would you ever consider leaving the UK in order to find a good job abroad? Where might you go and why?
- ▶ What skills would you need to go and work / live abroad?
- ▶ Present your research as a poster detailing everything you have found out.