



The Purbeck School  
A Specialist Science College

*Respect, Aspiration, Perseverance*  
*“achieving excellence together”*

**Year 7**  
**Enrichment Projects**  
**Booklet**  
**2023-2024**

# Enrichment Projects

Although year 7 have a comprehensive home learning programme in place this booklet has been put together to provide opportunities for students to voluntarily take part in subject specific enrichment projects.

The projects will run each half term to provide an optional task that students can get involved in if they are interested in that subject. We would recommend that if a student would like to study a subject at GCSE level or above that they engage with those projects to help enhance their learning experience.

Students who take part in an enrichment project will be awarded certificates to celebrate what they have achieved and the effort they have put in.

All students will have the opportunity to take part but it is entirely optional.

## **Schedule of Enrichment Projects**

Autumn 1 = Geography, Design (one project of Food/Product/Textiles to be on offer each term; choose which one is relevant).

Autumn 2 =English, Art and Expressive subject (one project of Music/Drama depending on your rotation)

Spring 1 =RE, Design (one project of Food/Product/Textiles to be on offer each term; choose which one is relevant).

Spring 2 =Science, Computing.

Summer 1 =History, Art and Expressive subject, Expressive subject (one project of Music/Drama depending on your rotation)

Summer 2 =Language (one project from French/Spanish), Design (one project of Food/Product/Textiles to be on offer each term; choose which one is relevant).

Further details of the projects will be provided by classroom teachers, however we have included the project outlines for you in the following pages. Please be aware the projects on offer may change to suit the students learning at the point at which they are set.

# Art

## Día de muertos

The Mexican holiday of *Día de los Muertos*, or Day of the Dead, takes place over the first two days of November.

Its origins are a mixture of Native American traditions and a set of Catholic holidays.

Work on A4 or A3 paper.

### TASK:

Make a poster about the Mexican Day of the Dead.

Think carefully about the layout and design of your poster.

What font will you use?

Include information about the festival as well as drawings and images of the objects and artefacts used to celebrate the festival.

# Computing



## Scratch Brain Game

Develop and stretch your programming skills by creating a fun and exciting times tables game, in which you have to get as many correct answers in 30 seconds as you can.

You can use it to practise your times table by playing the completed game or test your family and friends!

Complete the Scratch project Brain Game online and share it with your Computing teacher when it is finished.



Firstly you will need to log on to Code Club and an account to access Scratch online and from home.



When you log on to <https://codeclubprojects.org/en-GB/>

Select Scratch-→ then Scratch Module 2, select the project 'Brain Game'.

Follow the online instructions and remember to save the project as you go along.

Please show the completed project to your teacher.

# Drama

## Rotation 1

Ernie's Incredible hallucinations

Write a short script for a scene which does not appear in the original play. It is up to you to decide where it is set and what happens. Try to include conventions seen in the original text such as slow-motion and returning to the doctors surgery at the end of the scene. Possible settings for your scene could include:

- A supermarket
- A Hospital
- A Leisure Centre

## Rotation 2



Following a recent school trip, a penguin is missing from the zoo. The staff and keepers are very concerned. Desperate for its return the item is covered by the local regional news.

**TASK:**

Create a news report for the missing penguin. You can either write this as a script or get together with friends and rehearse it as an acting performance and film it.


You might want to include:

- Details about the penguin - why is the zoo so desperate for its return? Is it rare? Does it have young to care for? Is it unwell and need daily medication?
- An interview with the Head Zookeeper
- A witness report
- CCTV footage
- A message from the local police and a number to contact with further information and any sightings
- Any ideas of your own

# English

## Animal Farm

- Research a political or world leader with which you are unfamiliar. Create a poster or brochure that describes the leader's message and fight, as well as biographical information.
- Create a collage of images and key words associated with Animal Farm.
- Write a missing scene. For example, you might write about what really happens to Snowball after he is driven off the farm.
- Write a poem called 'An Ode to Boxer'



# Food Technology

## Home learning enrichment project

YEAR : 7 Module 1: Topic 'The Purbeck café'

*The project covers the 7 weeks of the Food Technology module and should be handed in on week 6 of your module. You can bring your project in any time to get some feedback and suggestions of what to do next or how to improve it.*



*Nutritional needs and health*

***Task: Design a booklet or information pack for children ages 5 – 10 years old to help them understand nutrition and how to eat a healthy diet.***

*You can present it however you like: booklet, PowerPoint, fact sheets etc. You can include information on any or all of these topics or choose your own.*

*5 a day*

*Eat well guide*

*The 8 guidelines to healthy eating*

*Exercise: how does this help keep us healthy?*

*Balanced diet*

*Nutrition for people with different dietary needs: vegetarians, teenagers etc.*

*Water: why our body needs it.*

*Macro and micro nutrients: what are they? Which foods are they found in? How does the body use them?*

# Food Technology

## Home learning enrichment project

YEAR : 7 Module 2: Topic:

*Existing product analysis and research into consumer food choices.*

*The project covers the 7 weeks of the Food Technology module and should be handed in on week 6 for your module. You can bring your project in any time to get some feedback and suggestions of what to do next or how to improve it.*

*You can look at a particular type/category of products e.g. children's meals, 'free from', bakery products, vegetarian foods etc.*

**Task: Carry out some primary research.**

1. Use the internet or visit to carry out some of your own research to find out what food products are already in the shops [existing products research ]
  - *Type of product: picture and description*
  - *Cost*
  - *Where are they sold, what type of shop is it; a large super market, small local shop, farm shop etc.*
2. Survey or interviews- write some questions to find out why consumers buy certain foods.



# French

Create a PowerPoint on a francophone (French speaking) country. Include as much information as you can on the following topics:

- Climat (Climate):
- Population:
- Capitale (Capital):
- Paysage (Landscape)
- Caractéristiques (Geographical characteristics):
- Loisirs/Sports (Hobbies/Sports):
- Plats nationaux (National dishes/food)
- Langues parlées (Languages spoken):
- Monnaie (Currency):
- Drapeau (Flag and colours in French)
- La météo (Weather)
- Religion (Religion)
- Célébrités (Famous people and description in French)
- La culture (Customs/culture)
- L'école (Schooling)
- Industrie (Industry)
- Faits intéressants (Interesting facts)
- Wildlife (Animaux)
- Festivals

[https://en.wikipedia.org/wiki/List\\_of\\_territorial\\_entities\\_where\\_French\\_is\\_an\\_official\\_language](https://en.wikipedia.org/wiki/List_of_territorial_entities_where_French_is_an_official_language)

# Geography Department

## Home Learning Project 1: "Isle of Purbeck in a Shoe Box"

*HLP Module Title: Isle of Purbeck in a Box.*

**Name:** \_\_\_\_\_

**Class:** \_\_\_\_\_

**Deadline:** \_\_\_\_\_



### Home Learning Project: Important Information

The **aim** of this assessment is to present "The Isle of Purbeck in a Box". You need to present some of the things important to "The Isle of Purbeck" in a shoe box.

**All** – Will include **some images/objects/leaflets** of what makes Purbeck important giving **a few ideas** why Purbeck is so special making sure your shoebox is well decorated.

**Most** – Will include **a range of items** that represent what Purbeck is with some **reasons given to explain** why Purbeck is so special and make your shoebox eye-catching.

**Some** – Will include a **wide range of items** that represent Purbeck, including **detailed explanations and justifications** why these items make Purbeck so special. You should also make sure your shoebox is eye-catching.

**This home-learning project will help you to complete your first Geography assessment towards the end of this term.** You will be able to have this home learning to hand when you complete the actual assessment so the more effort you put in... the better aid for the assessment you will have.



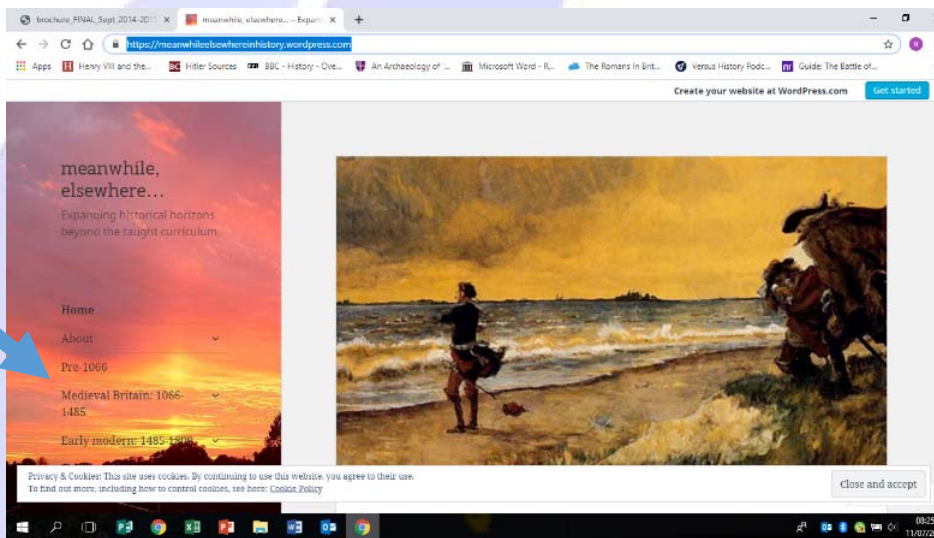
# History

## Meanwhile...Elsewhere... Projects

The history you learn in the classroom is only a small glimpse of the past. These projects are designed to expand your historical horizon and investigate what else was happening in History during the time periods you are studying at school.

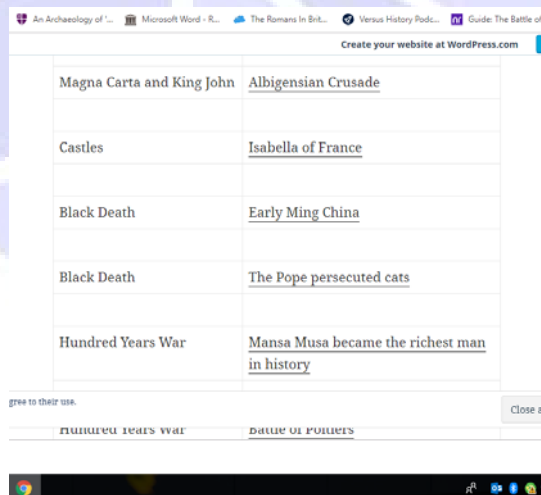
Use the website: <https://meanwhileelsewhereinhistory.wordpress.com/>

On the left tab click: Medieval Britain 1066- 1485



Here, you will have a choice of topics to investigate that correlate to what you may be studying in class.

On the left is what you may have studied in class, on the right is the topic you can investigate. Click on the right hand side and it will download the worksheet which you can then print off and complete.



You will need to complete **4 investigations**.

Europe was recovering from the Black Death...  
**meanwhile, elsewhere...**  
the Ming took power in China.



**KEY INFORMATION:**

The Ming Dynasty took power as a result of a peasant \_\_\_\_\_ against the Mongol led \_\_\_\_\_ dynasty. Their early achievements include building the \_\_\_\_\_ city and fortifying the \_\_\_\_\_ Wall of China in its modern form.

Below is a Ming map of China. **How does it differ to a modern map of China? What key features can you spot?**



\_\_\_\_\_

\_\_\_\_\_

\_\_\_\_\_

\_\_\_\_\_

\_\_\_\_\_

\_\_\_\_\_

The most famous Ming Emperor was the **Yong Le Emperor** who took power by murdering his rivals, and moved the capital city to Beijing. **Explain what you think were his 3 main achievements?**

1. \_\_\_\_\_

\_\_\_\_\_

\_\_\_\_\_

2. \_\_\_\_\_

\_\_\_\_\_

\_\_\_\_\_

**How did the Ming Dynasty take power?** Explain 3 reasons that enabled them to take power.

1. \_\_\_\_\_

\_\_\_\_\_

\_\_\_\_\_

2. \_\_\_\_\_

\_\_\_\_\_

\_\_\_\_\_

3. \_\_\_\_\_

\_\_\_\_\_

\_\_\_\_\_

The Ming Dynasty fortified the Wall across the northern Chinese border (today called the Great Wall). **Why did they need to protect this border?**

\_\_\_\_\_

\_\_\_\_\_

\_\_\_\_\_

The Ming Dynasty were the only Chinese dynasty to go out on great sea faring voyages of trade and discovery. Describe where the Chinese fleet led by **Zheng He** went:

\_\_\_\_\_

\_\_\_\_\_

\_\_\_\_\_

明朝

The Chinese character 'Ming' means brightness. **Do you think this was an appropriate name for the dynasty?**

\_\_\_\_\_

\_\_\_\_\_

\_\_\_\_\_

**Useful websites, videos and podcasts:**

<https://www.khanacademy.org/humanities/ancient-to-modern-china/a/an-introduction-to-the-ming-dynasty>

This 'meanwhile, elsewhere' was designed by:

Use the websites to help you with your investigation

All the boxes need to be fully completed.

# Music

## Music Home Learning Projects

### Rotation 1

Write a song review about two of your favourite pieces of music - they must be different styles! Comment on what you like about the: melody, rhythm, harmony, texture, dynamics and any other aspects of the music you find interesting.

### Rotation 2



Go to a live music concert and write a review about your experience! Comment on what you thought of the atmosphere, the music, and how the performers performed. Explain why you would or wouldn't recommend it to your friends, and include some pictures!



# Product Design Home Learning Enrichment Project

*The project covers the 7 weeks of the Product Design module and should be handed in on week 6 of your module. You can bring your project in any time to get some feedback and suggestions of what to do next or how to improve it.*

## Design Brief - Designing your dream bedroom layout



You can use a range of different techniques to communicate your ideas—

Create a **card model of the room layout** using an old shoe box as the walls. This is a great way to show things in a 3D view.

Use Google Sketch Up to create a computer 3d model of the room and then use this model on a PowerPoint to help explain all the interesting features of the bedroom.



Create a costs list for your room using Excel to add all the costs up for the cool features and furniture that you will have in your room.

Draw a top down view of the room and include measurements of all the furniture so that you can communicate how everything will fit together.



# Product Design Home Learning Enrichment Project

*The project covers the 7 weeks of the Product Design module and should be handed in on week 6 of your module. You can bring your project in any time to get some feedback and suggestions of what to do next or how to improve it.*

## Design Brief - Creating a Product Brand



You need to create a booklet which helps to create a brand for the desk tidy you are creating.

To develop this brand you can—



Create a **sales poster** to advertise your desk tidy and help communicate what your product is about



Create a **range of other desk tidies** that follow the theme of your desk tidy



Create a **point of sale display** that helps to display your desk tidy and catch people's attention in the shop



-

Create and explain a **logo** for your desk tidy brand

# Philosophy Religion and Ethics

## Year 7 Enrichment

### Faith Zone



In year 7 and 8 you look at many of the world faiths, what people think, believe, do, and why. This project supports you in your learning journey in PRE at The Purbeck School. For this project you will have **three** choices to either **design your own faith of peace, or create a multi-faith respect zone for the community, or research one of the beliefs of the world and explain the key beliefs and practices.**

**Your task**

**Either**

#### **1 Design your own religious faith to bring about peace in the world**

Imagine a new faith has been discovered, its aim is to bring about peace. You need to explain it to other people. You could design it on an A3 piece of paper with labels to explain what you have included, or write it as a booklet 'a guide to' explain it. You could make a film on it, or a model explaining it. In your faith you must include:

- Origins (how it began)
- Symbol
- Religious book
- Key beliefs
- Festivals
- Teachings
- \* name
- \* place of worship/ special place
- \* leader
- \* rules
- \* holy place to visit
- \* name of followers

You should explain why the faith is important to its followers, and its teachings on peace and how to bring about peace, you need to explain each of the parts of the faith, i.e. the symbol, the rules etc.

**Or**

#### **2) Respect zone**

A plot of land has become available in Wareham. Wareham council have decided it to be a 'respect zone', a place where anyone can go. This space needs to reflect respect in the community and be somewhere people of all faiths or no faith would feel at peace. You could have an open space or a place which contains zones, think what will be in each zone, i.e. plants, seating, patterns colours, each zone could be for a different religion maybe with symbols, think about what will be in each zone and how it shows respect, think about the architecture, buildings or items for each zone. You may have a quote of respect for each zone. Ensure you create a welcome guide, rules, and then explain what you have included in each space. You could draw or make a model or video of your zone.



Or

### **3) Beliefs of the world**

1) Research in detail a belief of the world, which exists now or has existed here are some examples below you could research

- \* Christianity    \*Hinduism            \*Buddhism            \* Judaism \* Sikhism
- \* Islam        \*Greek Gods            \* Egyptian Gods            \*Paganism    \*Baha'i

2) Create a resource to teach others about the belief that you have researched. It could be in the form of a booklet, leaflet or video, or any other way that you would like to present it. It must include an explanation of the following: what happens and why, the religious people; origins (beginning); symbols; place of worship; religious book leader; key beliefs; rules; festivals; holy places to visit and interesting facts. Number of followers, etc.

### **Finding information**

There are lots of books in the Learning and Resources centre on religion which will help. If you are stuck do ask the librarian.

You should consider internet search engines (such as Google) but you must think about the source – Wikipedia can be edited by anyone!!

These websites may prove useful:

<http://www.hinchingbrookeschool.net/RE/Year7.html>

[http://www.religioustolerance.org/rel\\_info.htm](http://www.religioustolerance.org/rel_info.htm)

<http://www.bbc.co.uk/religion/religions/>

<http://www.religiousworlds.com/>

<http://www.woodlands-junior.kent.sch.uk/Homework/Religion.html>

<http://whichreligion.com/>

<http://www.statistics.gov.uk/focuson/religion/>

# Science

## Science Enrichment Project

Their task is as follows:

### Special Cells

- Use the internet and the library to find out about different types of specialised cells (you will have been introduced to some of these in your first biology topic).
- Use your research to build a model of your chosen type of cell.
- You should include the following information:
  - How its shape and structures allow it to perform its job.
  - Where these cells are found (they do not have to be found in humans).

## Spanish

Create a powerpoint, booklet or presentation on a Spanish speaking country. Include as much information as you can on the following topics:

- Clima (Climate):
- Población (Population):
- Capital (Capital):
- Paisaje (Landscape)
- Características (Geographical characteristics):
- Pasatiempos/Deportes (Hobbies/Sports):
- Comida Típica (National dishes/food)
- Idiomas hablados (Languages spoken):
- Moneda (Currency):
- Bandera (Flag and colours in Spanish)
- Clima (Weather)
- Religión (Religion)
- Estrellas / famosos (Famous people and description in Spanish)
- Cultura (Customs/culture)
- Colegio (Schooling)
- Industria (Industry)
- Datos interesantes (Interesting facts)
- Animales (Animals)
- Festivales (Festivals)

[https://en.wikipedia.org/wiki/List\\_of\\_countries\\_where\\_Spanish\\_is\\_an\\_official\\_language](https://en.wikipedia.org/wiki/List_of_countries_where_Spanish_is_an_official_language)

# Textiles Home Learning

## Enrichment Project

*The project covers the 7 weeks of the Textiles Design module and should be handed in on week 6 of your module. You can bring your project in any time to get some feedback and suggestions of what to do next or how to*

### Creating a trainer design



You need to create a booklet about your new trainers design

It should contain some market research of what's available in the shops/on the market now. What you like and don't like about these designs.

Then use this research to re- design a new trainer or range of trainers